



Leicestershire
& Rutland
Wildlife Trust

**wildlife
watch**

Go Wild this Summer



Week 2 – Minibeasts

In partnership with



Leicester
City Council

Welcome to Go Wild this Summer - Week 2

The second of four weekly packs produced for August 2020.

Minibeasts

Last week, we had a go at making a nature detective kit, so this week let's go out and use it! Get close up to the smaller animals in your garden or local city park.

Created by Leicestershire and Rutland Wildlife Trust in partnership with Leicester City Council.



Share your adventures:

We'd love to see what you get up to and how you are using the packs. Share your photos of your nature detective kits, minibeast finds or nature art and tag us: @LeicsWildlife



Safety:

Please follow the current government guidance on social distancing whilst taking part in these activities.

WHAT'S INSIDE

Minibeast hunt	2
What is a minibeast and how to use your detective kit	
Minibeast spotter sheet	3
Which minibeasts can you find?	
More minibeast activities	4
Explore and get creative with minibeasts	
Minibeast colouring sheet	5
Colour in your favourite minibeasts	
Action for Insects and Hedgehog Awards	6
How to help our insects and gain a certificate	
Your Wildlife Trust	7
How to get involved	

Leicestershire and Rutland Wildlife Trust
The Old Mill, 9 Soar Lane, Leicester, LE3 5DE
www.lrwt.org.uk
E: ww@lrwt.org.uk T: 0116 262 9968

Registered charity no. 210531

**wildlife
watch**



Leicestershire
& Rutland
Wildlife Trust

Minibeast hunt

What is a minibeast? - A very small animal without a backbone (an invertebrate). E.g. spiders, worms, beetles, butterflies, snails.



Last week, we showed you what you could put in a home-made nature detective kit.



This week, you can use the kit to go looking for minibeasts in your garden/ allotment or local city park.



What you need...

- Small paint brush
- Plastic/metal spoon
- Clear plastic pot with lid (ask an adult to help make some small holes in lid)
- Spotter sheet (page 3) or book/s
- Optional - a magnifying glass, camera plus notepad and pencil



How to minibeast hunt...

1. See below for good places to look
2. Use your paint brush to help minibeasts with legs into the pot
3. Use your plastic/metal spoon to dig and scoop minibeasts with no legs into your pot
4. Place the lid on the pot
5. Then use your spotter sheet or nature book to work out what you have found. Take a photo and/or jot down your finds in your note pad

Safety for you:

- Go with an adult
- Wash your hands after the activity **and** before eating or drinking
- Ask an adult to help you turn over anything heavy
- Don't pick up litter

Care for wildlife:

- Only 1 minibeast in a pot at a time
- Leave bees and wasps alone
- Release the minibeasts back where you found them
- Take a photo to help identify what you find
- Leave nothing but foot prints!




Where to look...

- On trees, bushes, flowers
- In soil, mud or compost
- Under logs or stones
- In long grass
- Under plant pots

Minibeast spotter

What can you find in the city? Tick them off when you spot them.


OR create your own on www.wildlifewatch.org.uk/get-started-your-spotter-sheets



Ladybird



Butterfly




Moth



Caterpillar




Hoverfly



Wasp



Bee




Dragonfly



Spider



Shieldbug



Beetle



Ant



Harvestman



Woodlouse



Centipede



Millipede



Earwig



Slug



Snail



Worm



More minibeast activities

Here are some more minibeast themed activities to try in your garden or local city park.

Follow a bee, dragonfly, woodlouse or beetle

Get down close or stand still and watch a minibeast whilst it moves about. Where is it buzzing to? Which way is it scurrying?

Then draw a map of its path like this.



Get creative

Gather some natural materials - sticks, stones, leaves, feathers from the ground. Next, create a picture of one of the minibeasts you found today. Here's an example of a butterfly.



Build a home for a small animal

Use natural materials you can find on the ground to build a home for a very small animal.

Think about:

- Where will it be safe?
- What food can it find there?

If you have any small toy animals you could use those to help decide how big to build it.

Remember to take your toy home!



How to identify butterflies!

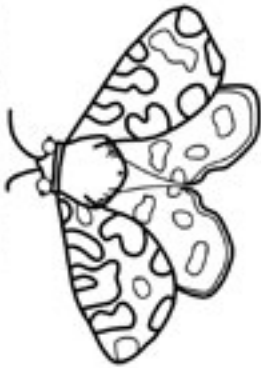
Check out this short Wildlife Watch video on how to identify some of the most common butterflies seen in the summer. Top tips for what to look for and where. Click the link [here](#).

Minibeast colouring sheet

**wildlife
watch**



Garden Tiger Moth



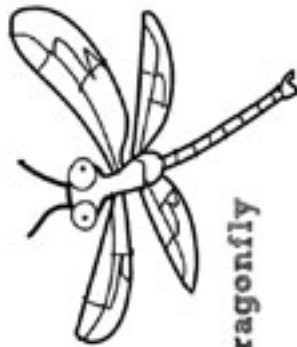
Common Blue Butterfly



Brimstone
Butterfly



Bumblebee




Dragonfly



Dragonfly Nymph



Ladybird



Garden Spider



Snail



Privet
Hawkmoth



Earthworm



Grasshopper



Caterpillar



Red Admiral
Butterfly



Shieldbug

www.wildlifewatch.org.uk

NAME: AGE:

How to take Action for Insects

Did you know 41% of insect species face extinction?

Take Action for Insects at home. Whether you have a large garden, balcony or a window box you can help our insects!

Make your own nectar bar Check out the Wildlife Watch How To video [here](#)



Grows ups: want to know more about Action for Insects go to:

www.wildlifetrusts.org/action-for-insects

Wildlife Watch Hedgehog Awards

Complete 8 of the activities from any of the Go Wild this Summer packs and gain a Wildlife Watch Hedgehog Award certificate. For children in Leicestershire and Rutland aged 5 - 12 years old (open to non-members until 31st August 2020).

Take a photo of each completed activity and send with a brief description, child's name, age and postcode to: Rachel Ibbotson, Education Officer ww@lrwt.org.uk

**wildlife
watch**

Wildlife Watch is the junior branch of The Wildlife Trusts.



About Leicestershire and Rutland Wildlife Trust

Your local Wildlife Trust protects and enhances the wildlife and wild places of Leicestershire and Rutland and engages people with nature.

Did you know? ...

- We manage 35 special nature reserves
- Supported by over 16,000 members
- Part of a network for 46 UK Wildlife Trusts

Get involved:

- Become a member
- Donate
- Attend an event
- Volunteer

www.lrwt.org.uk

Learn and Discover

- Nearly 600 pupils have taken part of our Forest School programme in Leicester
- 36 school grounds transformed by our Grow Wild Gardeners in Leicester
- We also run Wildlife Watch children's groups, Wild Tots groups, Wild Play school holiday activities and public events

Find out more:

www.lrwt.org.uk/learn-and-discover

Thank you to photographers:

2020 VISION; Emma Bradshaw; Richard Burkmar; Paul Hobson; Helen Freeston; Rachel Ibbotson; Leicestershire and Rutland Wildlife Trust; Amy Lewis; Tom Marshall; Vaughn Matthews; Phillip Precey; Alan Price; Elaine Roberts; Matthew Roberts; Mark Robinson; James Rodgers; Rachel Scopes; Malcolm Storey; Don Sutherland; The Wildlife Trusts.

