

# Go Wild this Summer



**Week 1 –  
Become a Wildlife Explorer**

In partnership with



**Leicester  
City Council**




# Welcome to Go Wild this Summer - Week 1

First of four weekly packs we have produced for August 2020.

## Become a wildlife explorer

This week is all about getting started with discovering wildlife on your doorstep. The activities and ideas in this pack can be done in your garden or local city park.

Created by Leicestershire and Rutland Wildlife Trust in partnership with Leicester City Council.



### Safety:

Please follow the current government guidance on social distancing whilst taking part in these activities.

### WHAT'S INSIDE

<b>Make your own nature detective kit.....</b>	<b>2</b>
Use low-cost or recycled items	
<b>Start a nature table at home.....</b>	<b>3</b>
Display your nature finds	
<b>Craft some home-made binoculars.....</b>	<b>4</b>
A simple make then play I Spy	
<b>Everyday summer wildlife spotter.....</b>	<b>5</b>
Tick off what you spot or create your own	
<b>How to make a wormery and</b>	
<b>Wildlife Watch Awards.....</b>	<b>6</b>
How to Video link and gain your Hedgehog Award	
<b>Your Wildlife Trust.....</b>	<b>7</b>
How to get involved	

**Leicestershire and Rutland Wildlife Trust**  
The Old Mill, 9 Soar Lane, Leicester, LE3 5DE  
[www.lrwt.org.uk](http://www.lrwt.org.uk)  
E: [ww@lrwt.org.uk](mailto:ww@lrwt.org.uk) T: 0116 262 9968

Registered charity no. 210531

**wildlife  
watch**



Leicestershire  
& Rutland  
Wildlife Trust

# Make your own nature detective kit

Most of these things you should be able to find at home or are low-cost to buy. More about how to use the kit in next week's Go Wild pack.

Small bag **or**  
old lunch box

Small paint brush  
**and** plastic/metal  
spoon

Pencil **and**  
colouring  
pencils

Small  
notepad **or**  
scraps of  
paper

Waterproof  
coat if wet

Hat **and**  
sun cream



Clear plastic pot with  
lid (ask an adult to  
help make some  
small holes in lid)

Spotter sheet  
see page 5  
**or** books

Not forgetting  
supplies for hungry  
wildlife explorers –  
snacks and water

## Optional extras

- If you have them -
- Magnifying glass
  - Binoculars
  - Camera or phone with camera





## Start a nature table at home

Go for a nature walk and collect interesting things like stones, sticks, feathers and leaves found on the ground along the way.



### Safety for you:

- Go with an adult
- Wash your hands after the activity **and** before eating or drinking
- Don't pick up litter

### Care for wildlife:

- Only take small natural objects you find on the ground
- Anything else interesting - take a photo to remember it
- Leave nothing but foot prints!



# Craft some home-made binoculars

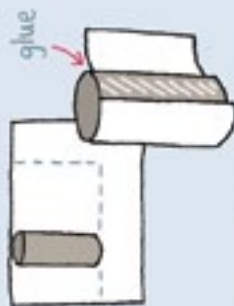
## wildlife watch



### You will need

- Two cardboard tubes (you can use toilet roll tubes)
- String
- Paper
- Scissors
- Glue
- Rubber band
- Hole puncher or pen
- Felt tip pens (optional)

- 1 Cut your paper to size, then cover your tubes with glue and wrap the paper around them.




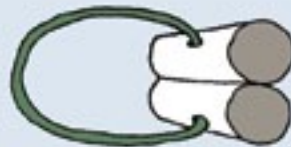
- 2 Using a pen or hole puncher, insert a hole at the side of each tube, about a third of the way down.



- 3 Glue the two tubes together so that the holes are facing the outside.




- 4 Insert string into one of the holes from the outside of the tube. Bring it through the tube and tie a chunky knot. Gently pull the string back from the outside. Repeat on the other side.



- 5 Place a rubber band around the tubes to help the glue set. Leave to dry over night.



- 6 Remove the elastic band and then decorate them with pens!



Why not play I Spy with my little eye, something beginning with.....

Or how many things can you spot outside starting with different letters of the alphabet or different colours?

Illustration: Corinne Welch © Copyright Royal Society of Wildlife Trusts 2016



# Everyday summer wildlife spotter

What can you find in the city? Tick them off when you spot them.

OR create your own on [www.wildlifewatch.org.uk/get-started-your-spotter-sheets](http://www.wildlifewatch.org.uk/get-started-your-spotter-sheets)




Peacock



Red admiral




Comma



Speckled wood



Large white



7 spot ladybird




Harlequin



Bumblebee



Robin



Magpie




Blackbird



Peregrine falcon



Swan



Mallard



Grey squirrel



Fox




Clover



Bramble



Nettles



Water lily





# How to make a wormery

## Equipment



Adding layers of sand, soil and compost



Follow the full instructions on our short YouTube film click [here](#)

Worms added and top covered  
Next wrap tube of black paper/ card around to complete.



## Care for wildlife:

- Only keep the worms for a week before returning to the place you found them.
- Ensure the wormery is kept damp and out of direct sunlight.

## Wildlife Watch Hedgehog Awards

Complete 8 of the activities from any of the Go Wild this Summer packs and gain a Wildlife Watch Hedgehog Award certificate. For children in Leicestershire and Rutland aged 5 - 12 years old (open to non-members until 31st August 2020).

Take a photo of each completed activity and send with a brief description, child's name, age and postcode to: Rachel Ibbotson, Education Officer [ww@lrwt.org.uk](mailto:ww@lrwt.org.uk)



**Wildlife  
Watch**

*Wildlife Watch is the junior branch of The Wildlife Trusts.*

© Leicestershire and Rutland Wildlife Trust



# About Leicestershire and Rutland Wildlife Trust

Your local Wildlife Trust protects and enhances the wildlife and wild places of Leicestershire and Rutland and engages people with nature.

## Did you know? ...

- We manage 35 special nature reserves
- Supported by over 16,000 members
- Part of a network for 46 UK Wildlife Trusts

## Get involved:

- Become a member
- Donate
- Attend an event
- Volunteer

[www.lrwt.org.uk](http://www.lrwt.org.uk)

## Learn and Discover

- Nearly 600 pupils have taken part of our Forest Schools programme in Leicester
- 36 school grounds transformed by our Grow Wild Gardeners in Leicester
- We also run Wildlife Watch children's groups, Wild Tots groups, Wild Play school holiday activities and public events

## Find out more:

[www.lrwt.org.uk/learn-and-discover](http://www.lrwt.org.uk/learn-and-discover)

## Thank you to photographers:

2020 VISION; Neil Aldridge; Richard Burkmurr; Bob Coyle; Jon Hawkins; Rachel Ibbotson; Leicestershire and Rutland Wildlife Trust; Derek Moore; Philip Precey; Rachel Scopes; Don Sutherland; Steve Waterhouse; The Wildlife Trusts.

